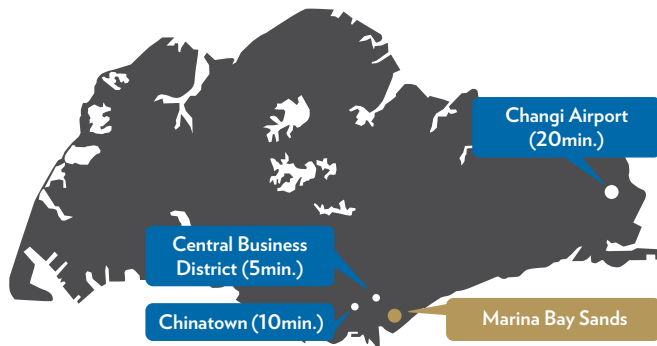


# SANDS EXPO & CONVENTION CENTRE

FLOOR PLANS



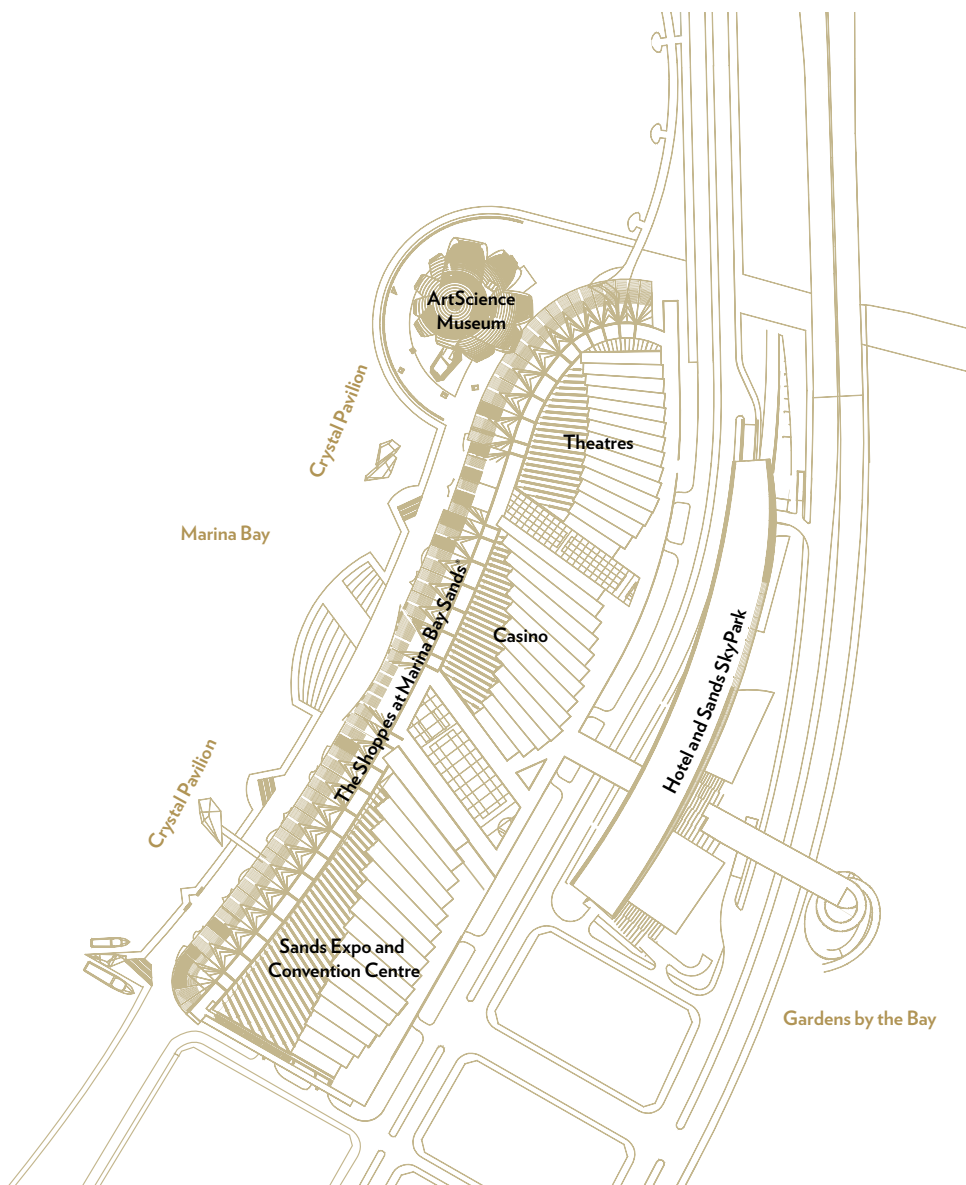


## Asia's most spectacular and flexible destination for business and leisure

One of the world's most desirable entertainment destinations, Marina Bay Sands® is a centrepiece in Marina Bay.

Conceived by world-renowned architect Moshe Safdie, this spectacular integrated resort combines the Marina Bay Sands hotel with three impressive hotel towers crowned by the awe-inspiring one-hectare Sands SkyPark®, a grand event plaza on the waterfront, state-of-the-art theatres, the cutting edge lotus-inspired ArtScience Museum™, signature shopping and dining outlets, and the foremost MICE (Meetings, Incentives, Exhibitions and Conferences) facilities – all within one iconic landmark.

Located in the heart of Singapore's city centre; a mere 20-minute taxi ride from Changi Airport; and walking distance to the Central Business District – they all add up to strategically position Marina Bay Sands as a compelling MICE venue unlike anywhere in the world.





















# LEGEND

-  CONCIERGE
-  MRT - BAYFRONT STATION
-  BUS STOP
-  COACH BAY
-  VALET
-  TAXI STAND
-  SANDS REWARDS LIFESTYLE COUNTER
-  GARDENS BY THE BAY
-  CAR PARK ENTRANCE
-  ACCESS TO CENTRAL CAR PARK
-  ACCESS TO NORTH CAR PARK
-  ACCESS TO SOUTH CAR PARK



## CHECK-IN LOCATIONS

-  **VIP** VIP REGISTRATION  
(Paiza, Diamond & Platinum)
-  **T1** MAIN REGISTRATION DESK  
(Suite, Club, Grand & Premier Room)
-  **T3** TOWER 3 REGISTRATION  
(Deluxe Room)

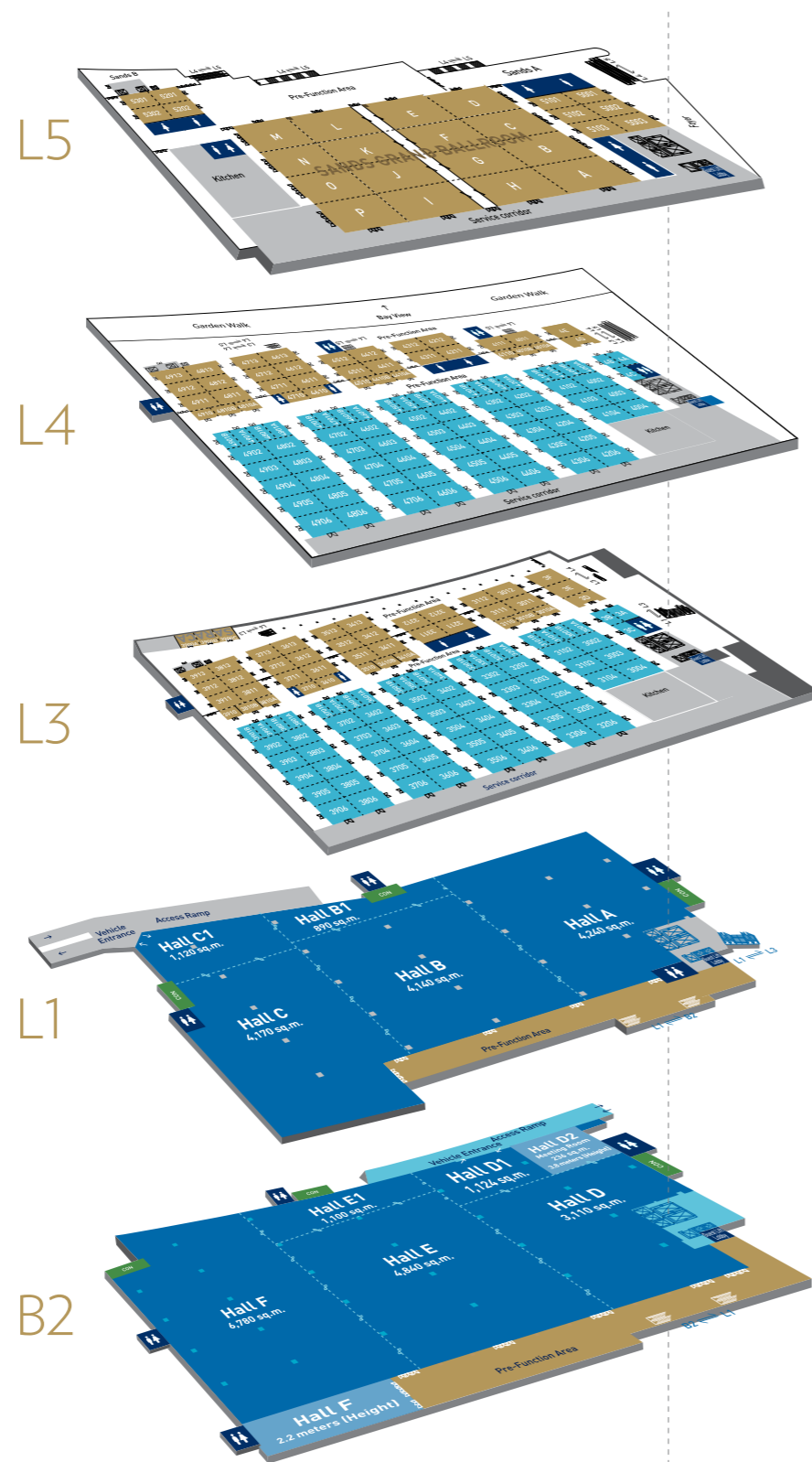
# Sands Expo and Convention Centre



At more than 120,000 square metres, the Sands Expo and Convention Centre is the largest and most versatile exhibition and meeting venue in Singapore.

Spread over 5 levels, this innovative and extensive complex features 250 meeting rooms and the capacity for 2,000 exhibition booths, which can comfortably accommodate 45,000 delegates. The Sands Expo and Convention Centre is also home to Southeast Asia's largest ballroom, which can be configured to entertain 11,000 attendees or 6,000 in a banquet.

Owned and operated by Las Vegas Sands Corp—having pioneered the MICE business in Las Vegas and one of the world's largest integrated resort developers, you can be assured that our dedicated team will deliver impeccable service that will ensure your event is a memorable occasion.



## Exhibition Halls

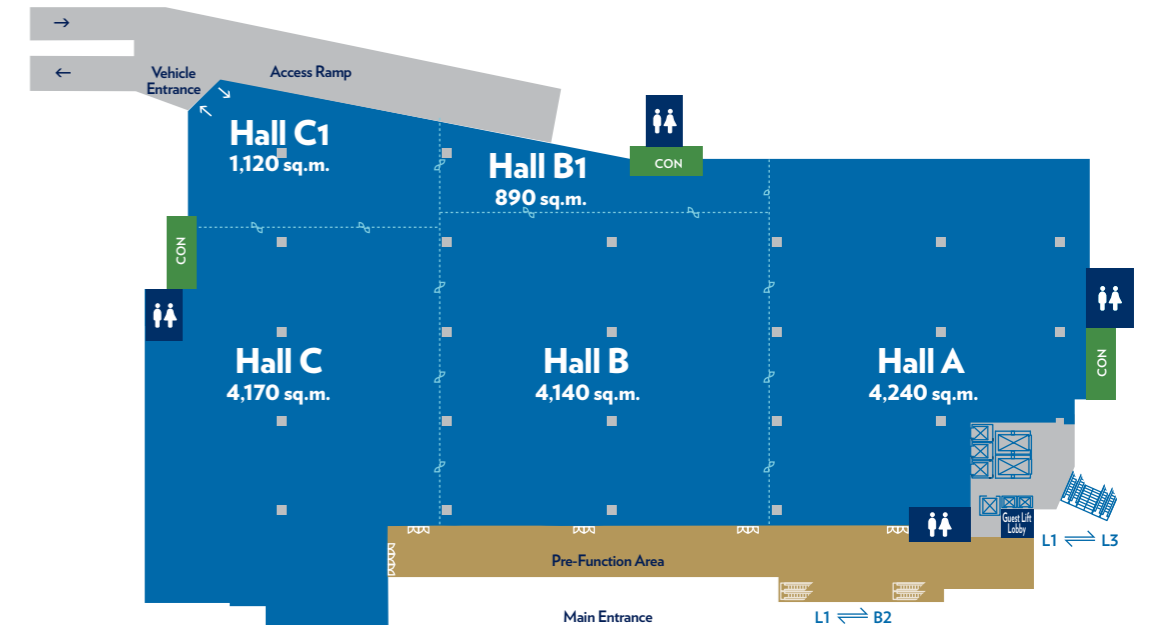
The exhibition halls on Level 1 and Basement 2 offer over 30,000 square metres of flexible exhibition space. With a ceiling height of 9.45 metres and movable walls that allow the space on each level to be sub-divided into 3 separate halls, the exhibition halls are the ideal venue for trade shows of various sizes and requirements.

Column Spacing	: 33 x 18 metres
Hall Height	: 9.45 metres
Floor Load-Bearing Capacity	: 12 KN/m <sup>2</sup>

### EXHIBITION HALLS ON

# L1

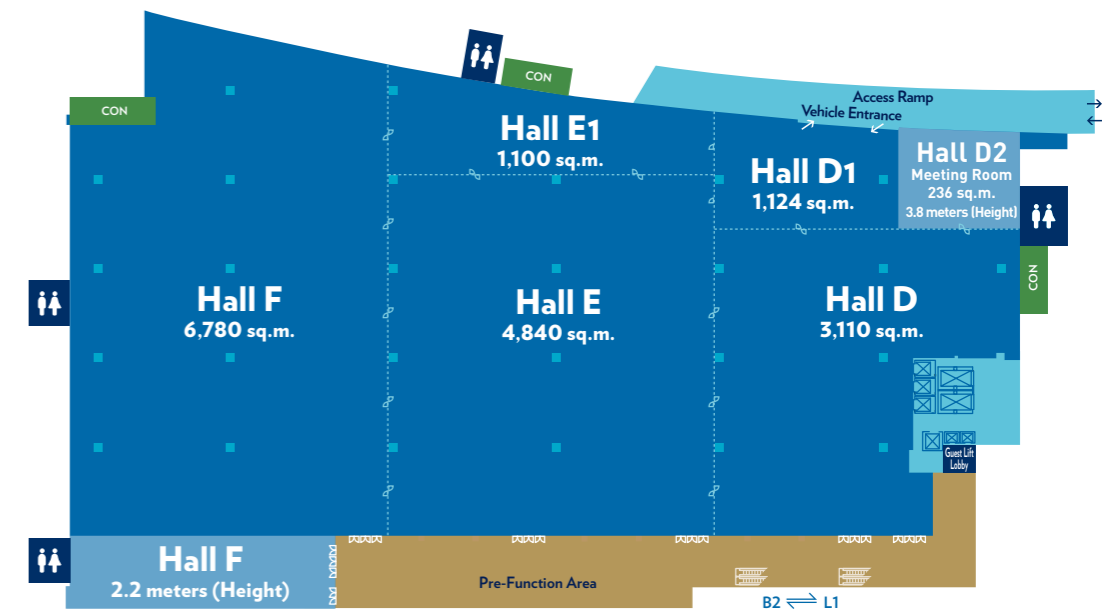
Floor Area 14,560 sq.m.



### EXHIBITION HALLS ON

# B2

Floor Area 17,190 sq.m.



To convert area to square feet, multiply 10.76 to the area in square metres  
 Square Metres to Square Feet Conversion: 1 m<sup>2</sup> = 10.7639 ft<sup>2</sup>

Room dimensions do not include space at the entrance or set-in area of the closet. Room capacity information is based on maximum space available. Allowance must be made for elaborate audio-visual equipment and production setup.

Legend | CON Concession Stand | Escalator | Freight Elevator | Guest Elevator | Service Elevator | Stairs | Restroom

# Ballrooms

BALLROOMS ON

# L3

Height 6.1m

ROOM TYPE	DIMENSIONS	ROOM	SQM.	THEATRE	CLASSROOM (6FT TABLE)	BANQUET	RECEPTION	
Jasmine Ballroom	10.0m by 6.0m	1	66	72	48	50	68	
	10.0m by 12.0m	2	118	138	84	90	128	
	10.0m by 24.0m	4	256	276	168	180	256	
	12.3m by 8.8m	1	110	130	84	90	126	
	24.6m by 8.8m	2	220	260	168	180	252	
	24.6m by 17.6m	4	440	520	336	360	504	
	24.6m by 26.4m	6	660	780	504	540	756	
	24.6m by 35.2m	8	880	1040	672	720	1008	
	24.6m by 44m	10	1124	1300	848	900	1260	
	24.6m by 55m	14	1366	1576	1016	1080	1516	
Hibiscus Ballroom	10.0m by 6.0m	1	68	72	48	50	68	
	10.0m by 12.0m	2	120	138	84	90	128	
	10.0m by 24.0m	4	256	276	168	180	256	
	12.3m by 8.8m	1	110	130	84	90	126	
	24.6m by 8.8m	2	220	260	168	180	252	
	24.6m by 17.6m	4	440	520	336	360	504	
	24.6m by 26.4m	6	660	780	504	540	756	
	24.6m by 35.2m	8	880	1040	672	720	1008	
	24.6m by 44m	10	1100	1300	848	900	1260	
	24.6m by 55m	14	1366	1576	1016	1080	1516	
Heliconia Ballroom	10.0m by 6.0m	1	68	72	48	50	68	
	10.0m by 12.0m	2	120	138	84	90	128	
	10.0m by 24.0m	4	256	276	168	180	256	
	12.3m by 8.8m	1	110	130	84	90	126	
	24.6m by 8.8m	2	220	260	168	180	252	
	24.6m by 17.6m	4	440	520	336	360	504	
	24.6m by 26.4m	6	660	780	504	540	756	
	24.6m by 35.2m	8	880	1040	672	720	1008	
	24.6m by 44m	10	1100	1300	848	900	1260	
	24.6m by 55m	14	1366	1576	1016	1080	1516	
Cassia Ballroom	10.0m by 6.0m	1	68	72	48	50	68	
	10.0m by 12.0m	2	120	138	84	90	128	
	10.0m by 24.0m	4	256	276	168	180	256	
	12.3m by 8.8m	1	110	130	84	90	126	
	24.6m by 8.8m	2	220	260	168	180	252	
	24.6m by 17.6m	4	440	520	336	360	504	
	24.6m by 26.4m	6	660	780	504	540	756	
	24.6m by 35.2m	8	880	1040	672	720	1008	
	24.6m by 44m	10	1100	1300	848	900	1260	
	24.6m by 55m	14	1366	1576	1016	1080	1516	
Begonia Ballroom	10.0m by 6.0m	1	68	72	48	50	68	
	10.0m by 12m	2	124	138	84	90	128	
	10.0m by 24m	4	248	276	168	180	256	
	12.3m by 8.8m	1	110	130	84	90	126	
	24.6m by 8.8m	2	224	260	168	180	252	
	24.6m by 17.6m	4	448	520	336	360	504	
	24.6m by 26.4m	6	672	780	504	540	756	
	24.6m by 36.4m	10	920	1056	672	720	1012	
	Angsana Ballroom	8.2m by 5.8m	1	50	66	30	40	60
		8.2m by 12m	2	106	132	60	80	120
Saraca Ballroom	8.2m by 7.4m	1	73	80	45	36	72	
	17.1m by 7.4m	2	144	160	90	72	144	
	25.6m by 7.4m	3	217	240	135	108	216	

ROOM TYPE	DIMENSIONS	ROOM	SQM.	THEATRE	CLASSROOM (6FT TABLE)	BANQUET	RECEPTION
Jasmine Junior	7.7m by 5.3m	1	48	66	30	40	60
	17m by 5.3m	2	104	132	66	80	120
Hibiscus Junior	12.3m by 8.8m	1	110	130	84	90	126
	24.6m by 8.8m	2	224	260	168	180	252
	24.6m by 17.6m	4	448	520	336	360	504
	24.6m by 26.4m	6	672	780	504	540	756
	24.6m by 31.7m	9	826	978	600	660	936
	8.9m by 5.3m	1	50	64	36	40	58
Heliconia Junior	17.8m by 5.3m	2	100	128	72	80	116
	12.3m by 8.8m	1	110	130	84	90	126
Heliconia Junior	24.6m by 8.8m	2	220	260	168	180	252
	24.6m by 17.6m	4	440	520	336	360	504
	24.6m by 26.4m	6	660	780	504	540	756
	(24.6m by 26.4m) + (17.8m by 5.3m)	8	776	908	576	620	872
	7.7m by 5.3m	1	48	66	30	40	60
	16.6m by 5.3m	2	104	132	66	80	120
Heliconia Junior	12.3m by 8.8m	1	110	130	84	90	126
	24.6m by 8.8m	2	224	260	168	180	252
	24.6m by 17.6m	4	448	520	336	360	504
	24.6m by 31.7m	9	824	978	600	660	936
Cassia Junior	12.3m by 8.8m	1	110	130	84	90	126
	24.6m by 8.8m	2	224	260	168	180	252
	24.6m by 17.6m	4	448	520	336	360	504
Begonia Junior	8.0m by 5.3m	1	46	66	30	40	60
	16.6m by 5.3m	2	103	132	66	80	120
	12.3m by 8.8m	1	110	130	84	90	126
	24.6m by 8.8m	2	224	260	168	180	252
Angsana Junior	12.3m by 8.8m	1	110	130	84	90	126
	24.6m by 8.8m	2	224	260	168	180	252
	24.6m by 17.6m	4	448	520	336	360	504
	24.6m by 22.9m	7	599	718	432	480	684
Angsana Junior	12.3m by 5.3m	1	70	96	60	80	100
	12.3m by 14.1m	2	183	192	120	160	200
	12.3m by 23.8m	3	305	288	180	240	300

L3 (PRE-FUNCTION AREA)	AREA
Meeting room foyer one (Angsana and Begonia)	580 sqm
Meeting room foyer two (Cassia and Heliconia)	820 sqm
Meeting room foyer three (Hibiscus and Jasmine)	650 sqm

Room dimensions do not include space at the entrance or set-in area of the closet.  
 Room capacity information is based on maximum space available.  
 Allowance must be made for elaborate audio-visual equipment and production setup.

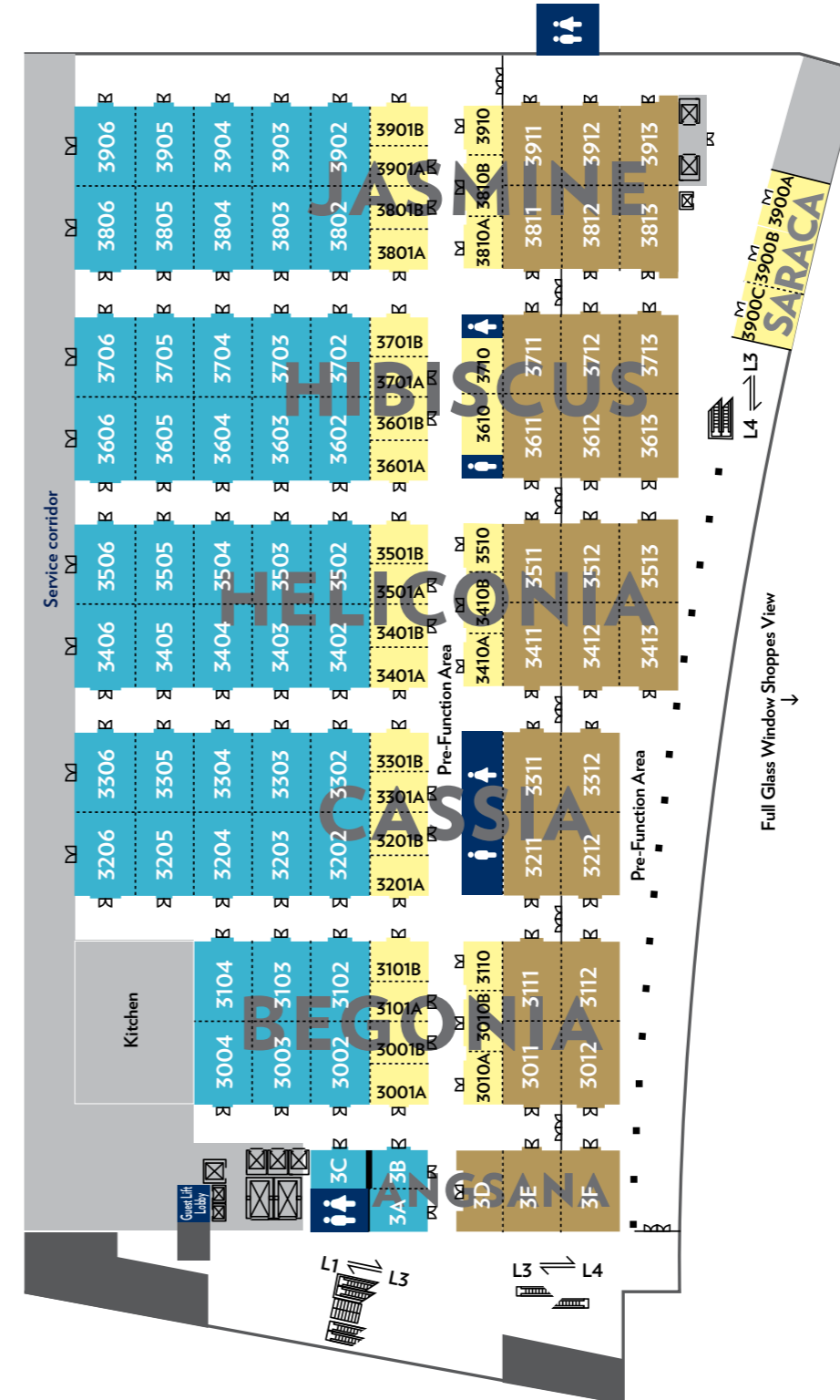
# Ballrooms

BALLROOMS ON

# L3

5 ballrooms and 6 junior ballrooms on Level 3 are designed for various sizes of theatre, classroom, banquet or reception configurations. The ballrooms can be divided into 111 rooms to hold simultaneous meetings. In addition, there are 5 meeting rooms to supplement the ballrooms.

To convert area to square feet, multiply 10.76 to the area in square metres  
 Square Metres to Square Feet Conversion: 1 m<sup>2</sup> = 10.7639 ft<sup>2</sup>



Room dimensions do not include space at the entrance or set-in area of the closet. Room capacity information is based on maximum space available.  
 Allowance must be made for elaborate audio-visual equipment and production setup.

Legend | Escalator | Freight Elevator | Guest Elevator | Service Elevator | Stairs | Restroom





# Ballrooms

BALLROOMS ON

# L4

Height 6.1m

ROOM TYPE	DIMENSIONS	ROOM	SQ.M.	THEATRE	CLASSROOM (6FT TABLE)	BANQUET	RECEPTION	
Simpor Ballroom	10.0m by 6.0m	1	68	72	48	50	68	
	10.0m by 12.2m	2	121	138	84	90	128	
	10.0m by 24.4m	4	256	276	168	180	256	
	12.3m by 8.8m	1	110	130	84	90	126	
	24.6m by 8.8m	2	224	260	168	180	252	
	24.6m by 17.6m	4	448	520	336	360	504	
	24.6m by 26.4m	6	672	780	504	540	759	
	24.6m by 35.2m	8	896	1040	672	720	1008	
	24.6m by 44m	10	1120	1300	840	900	1260	
	24.6m by 53m	14	1366	1576	1008	1080	1516	
Roselle Ballroom	10.0m by 6.0m	1	68	72	48	50	68	
	10.0m by 12.2m	2	128	138	84	90	128	
	10.0m by 24.4m	4	256	276	168	180	256	
	12.3m by 8.8m	1	110	130	84	90	126	
	24.6m by 8.8m	2	220	260	168	180	252	
	24.6m by 17.6m	4	440	520	336	360	504	
	24.6m by 26.4m	6	660	780	504	540	759	
	24.6m by 35.2m	8	880	1040	672	720	1008	
	24.6m by 44m	10	1100	1300	840	900	1260	
	24.6m by 55m	14	1366	1576	1008	1080	1516	
Peony Ballroom	10.0m by 6.0m	1	68	72	48	50	68	
	10.0m by 12.2m	2	128	138	84	90	128	
	10.0m by 24.4m	4	256	276	168	180	256	
	12.3m by 8.8m	1	110	130	84	90	126	
	24.6m by 8.8m	2	220	260	168	180	252	
	24.6m by 17.6m	4	440	520	336	360	504	
	24.6m by 26.4m	6	660	780	504	540	759	
	24.6m by 35.2m	8	880	1040	672	720	1008	
	24.6m by 44m	10	1100	1300	840	900	1260	
	24.6m by 55m	14	1366	1576	1008	1080	1516	
Orchid Ballroom	10.0m by 6.0m	1	68	72	48	50	68	
	10.0m by 12.2m	2	128	138	84	90	128	
	10.0m by 24.4m	4	256	276	168	180	256	
	12.3m by 8.8m	1	110	130	84	90	126	
	24.6m by 8.8m	2	220	260	168	180	252	
	24.6m by 17.6m	4	440	520	336	360	504	
	24.6m by 26.4m	6	660	780	504	540	759	
	24.6m by 35.2m	8	880	1040	672	720	1008	
	24.6m by 44m	10	1100	1300	840	900	1260	
	24.6m by 55m	14	1366	1576	1008	1080	1516	
Melati Ballroom	10.0m by 6.0m	1	68	72	48	50	68	
	10.0m by 12.2m	2	127	138	84	90	128	
	10.0m by 24.4m	1	254	276	168	180	256	
	12.3m by 8.8m	1	110	130	84	90	126	
	24.6m by 8.8m	2	224	260	168	180	252	
	24.6m by 17.6m	4	448	520	336	360	504	
	24.6m by 26.4m	6	672	780	504	540	759	
	24.6m by 36.4m	10	928	1056	672	720	1015	
	Lotus Ballroom	8.8m by 6.0m	1	55	66	30	40	60
		8.8m by 12m	2	114	132	60	80	120

ROOM TYPE	DIMENSIONS	ROOM	SQ.M.	THEATRE	CLASSROOM (6FT TABLE)	BANQUET	RECEPTION	
Simpor Junior	9.2m by 5.3m	1	57	66	36	40	60	
	18.4m by 5.3m	2	115	132	66	80	120	
	12.3m by 8.8m	1	110	130	84	90	126	
	24.6m by 8.8m	2	224	260	168	180	252	
	24.6m by 17.6m	4	448	520	336	360	504	
	24.6m by 26.4m	6	672	780	504	540	759	
	24.6m by 32m	9	844	978	600	660	939	
	Roselle Junior	8.4m by 5.4m	1	48	66	36	40	58
		17m by 5.4m	2	100	132	72	80	116
12.3m by 8.8m		1	110	130	84	90	126	
24.6m by 8.8m		2	224	260	168	180	252	
Peony Junior	12.3m by 8.8m	1	110	130	84	90	126	
	24.6m by 8.8m	2	224	260	168	180	252	
	24.6m by 17.6m	4	448	520	336	360	504	
	24.6m by 26.4m	6	672	780	504	540	759	
	24.6m by 32m	8	772	912	576	620	875	
	9.2m by 5.3m	1	59	66	36	40	60	
	18.4m by 5.3m	2	115	132	66	80	120	
	12.3m by 8.8m	1	110	130	84	90	126	
Orchid Junior	12.3m by 8.8m	1	110	130	84	90	126	
	24.6m by 8.8m	2	224	260	168	180	252	
	24.6m by 17.6m	4	448	520	336	360	504	
	Melati Junior	8.1m by 5.3m	1	46	66	36	40	60
		12.3m by 8.8m	1	108	130	84	90	126
		24.6m by 8.8m	2	220	260	168	180	252
	Lotus Junior	24.6m by 14m	5	374	458	264	300	432
12.4m by 5.5m		1	68	96	60	80	100	
12.4m by 14.3m		2	185	192	120	160	200	

L4 (PRE-FUNCTION AREA)		AREA
Meeting room foyer one (Lotus and Melati)		490 sqm
Meeting room foyer two (Orchid and Peony)		480 sqm
Meeting room foyer three (Roselle and Simpor)		590 sqm

L4 (GARDEN WALK)		AREA
Garden Walk 1		550 sqm
Garden Walk 2		490 sqm
Garden Walk 3		560 sqm

Room dimensions do not include space at the entrance or set-in area of the closet.  
Room capacity information is based on maximum space available.  
Allowance must be made for elaborate audio-visual equipment and production setup.

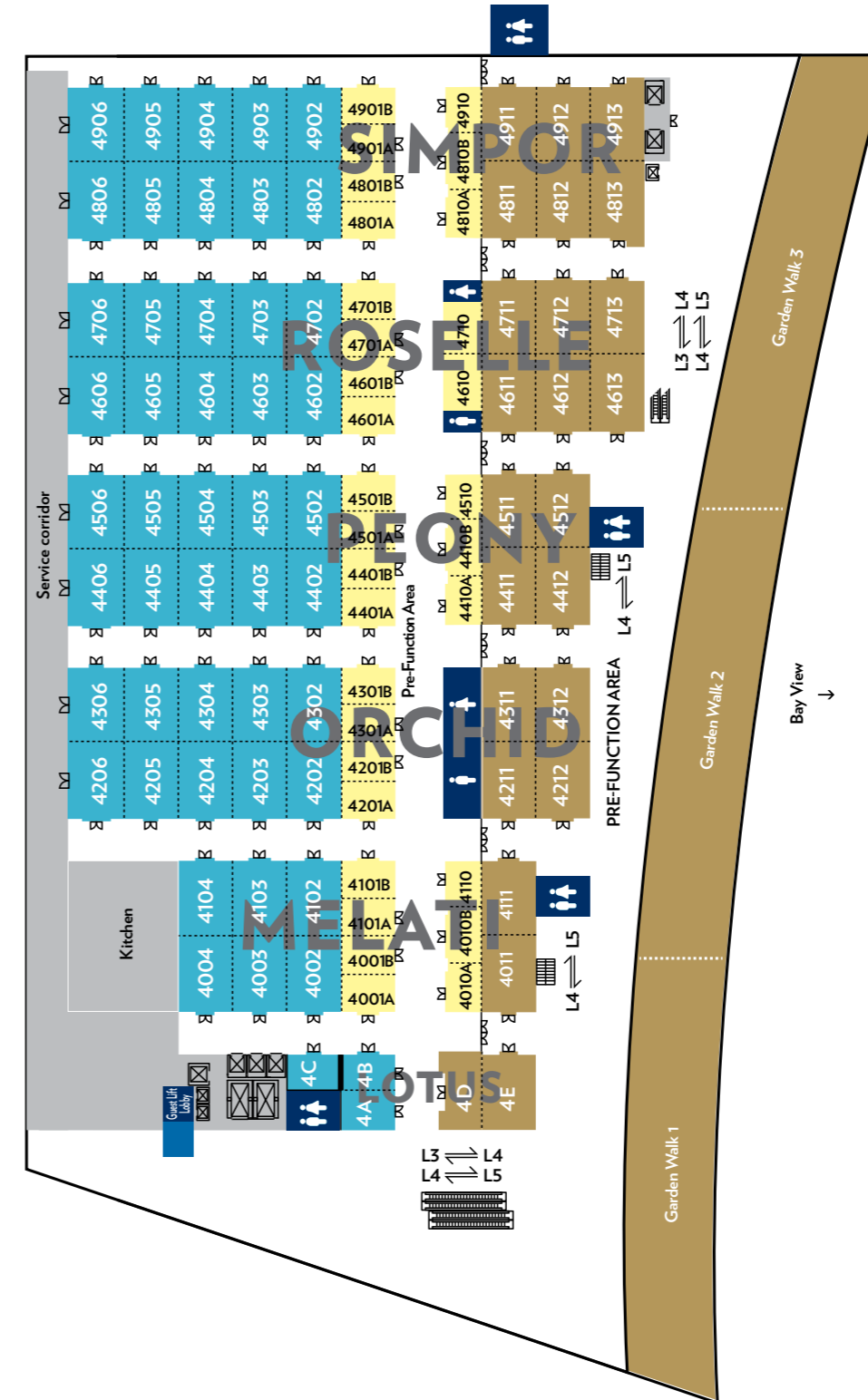
# Ballrooms

5 ballrooms and 6 junior ballrooms on Level 4 are designed to be easily adapted for theatre, classroom, banquet or reception configurations in a wide range of sizes and capacities. The ballrooms can be divided into 106 rooms to hold simultaneous meetings.

To convert area to square feet, multiply 10.76 to the area in square metres  
Square Metres to Square Feet Conversion: 1 m<sup>2</sup> = 10.7639 ft<sup>2</sup>

BALLROOMS ON

# L4



Room dimensions do not include space at the entrance or set-in area of the closet. Room capacity information is based on maximum space available.  
Allowance must be made for elaborate audio-visual equipment and production setup.

Legend | Escalator | Freight Elevator | Guest Elevator | Service Elevator | Stairs | Restroom



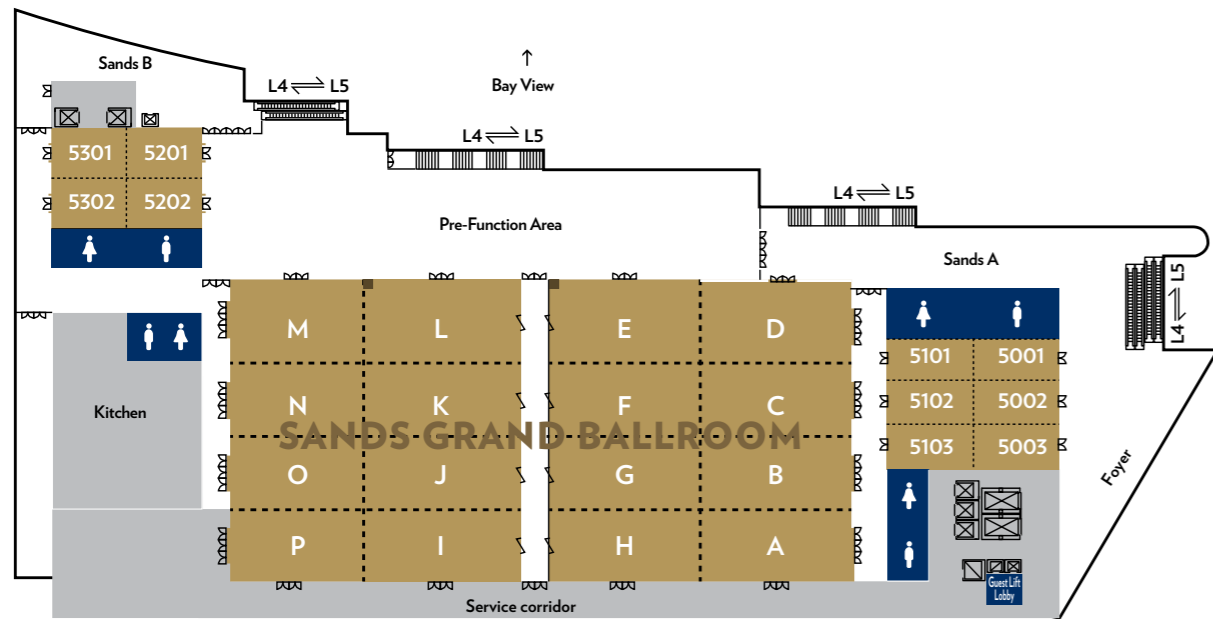
# Sands Grand Ballrooms

BALLROOMS ON

# L5

The Sands Grand Ballroom on Level 5 is the perfect venue for large and lavish events. The space can be configured into 16 rooms to hold simultaneous meetings. In addition, there are 2 more ballrooms to supplement the Sands Grand Ballroom.

ROOM TYPE	DIMENSIONS	ROOM	SQ.M.	THEATRE	CLASSROOM	BANQUET (6FT TABLE)	RECEPTION
Sands Grand Ballroom	26.9m by 12.9m	1	347	430	265	320	410
	26.9m by 25.8m	2	694	860	530	640	820
	26.9m by 51.1m	4	1375	1720	1060	1280	1630
	53.3m by 53.8m	8	2868	3450	2140	2580	3260
	84.1m by 53.3m	12	4482	5610	3440	3980	5200
	109.2m by 53.3m	16	5820	7000	4400	5000	6700
Sands A	13.8m by 7.5m	1	104	138	84	100	132
	13.8m by 15m	2	208	277	170	210	263
	27.6m by 15m	4	417	560	347	420	535
	41.4m by 22.5m	6	626	844	522	630	800
Sands B	12.3m by 8.8m	1	108	130	80	90	126
	12.3m by 18m	2	221	266	165	200	253
	24.6m by 18m	4	442	544	335	400	515
Pre-function Area	(65.6 x 17.3 + 38.7 x 26.3)		2160	4000	1450	1000	2525



Room dimensions do not include space at the entrance or set-in area of the closet. Room capacity information is based on maximum space available. Allowance must be made for elaborate audio-visual equipment and production setup.

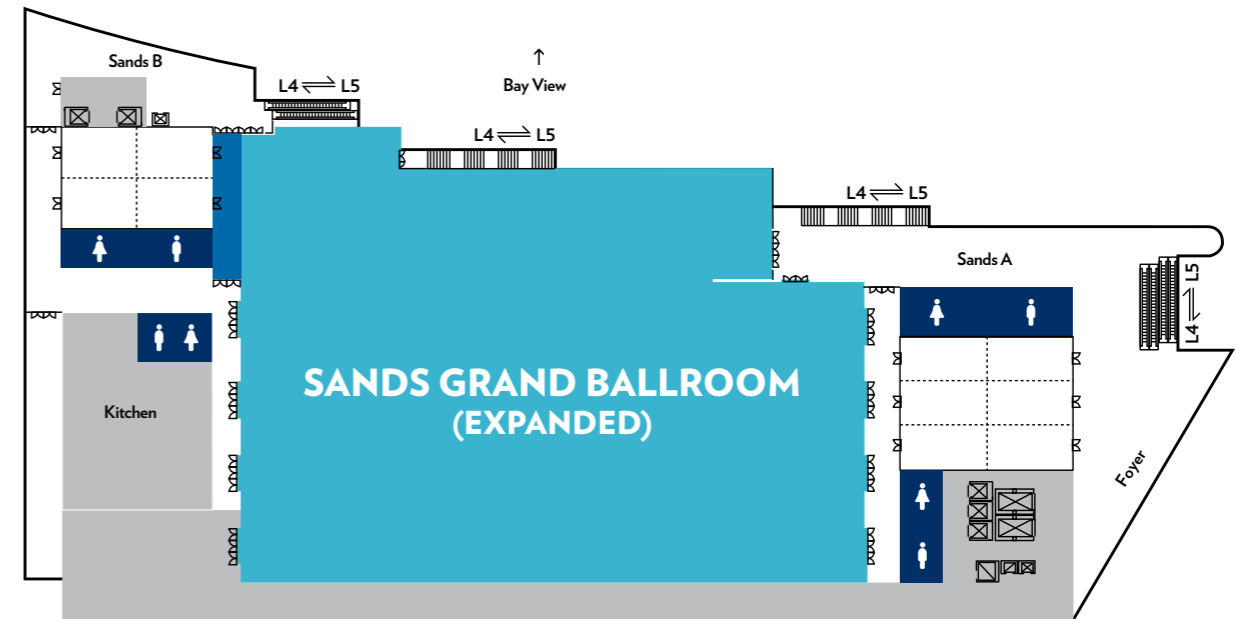
Legend | Escalator | Freight Elevator | Guest Elevator | Service Elevator | Stairs | Restroom

# Sands Grand Ballrooms

BALLROOMS ON

# L5

ROOM TYPE	ROOM NO.	DIMENSIONS	SQ.M.	THEATRE	CLASSROOM	BANQUET (6FT TABLE)	RECEPTION
Extended Sands Grand Ballroom	Total	(106.0m by 50.0m) +	7672	11000	5850	6000	9225
	Extended	(65.6x17.3 + 38.7x26.3)					



To convert area to square feet, multiply 10.76 to the area in square metres  
 Square Metres to Square Feet Conversion: 1 m<sup>2</sup> = 10.7639 ft<sup>2</sup>

Room dimensions do not include space at the entrance or set-in area of the closet. Room capacity information is based on maximum space available. Allowance must be made for elaborate audio-visual equipment and production setup.

Legend | Escalator | Freight Elevator | Guest Elevator | Service Elevator | Stairs | Restroom

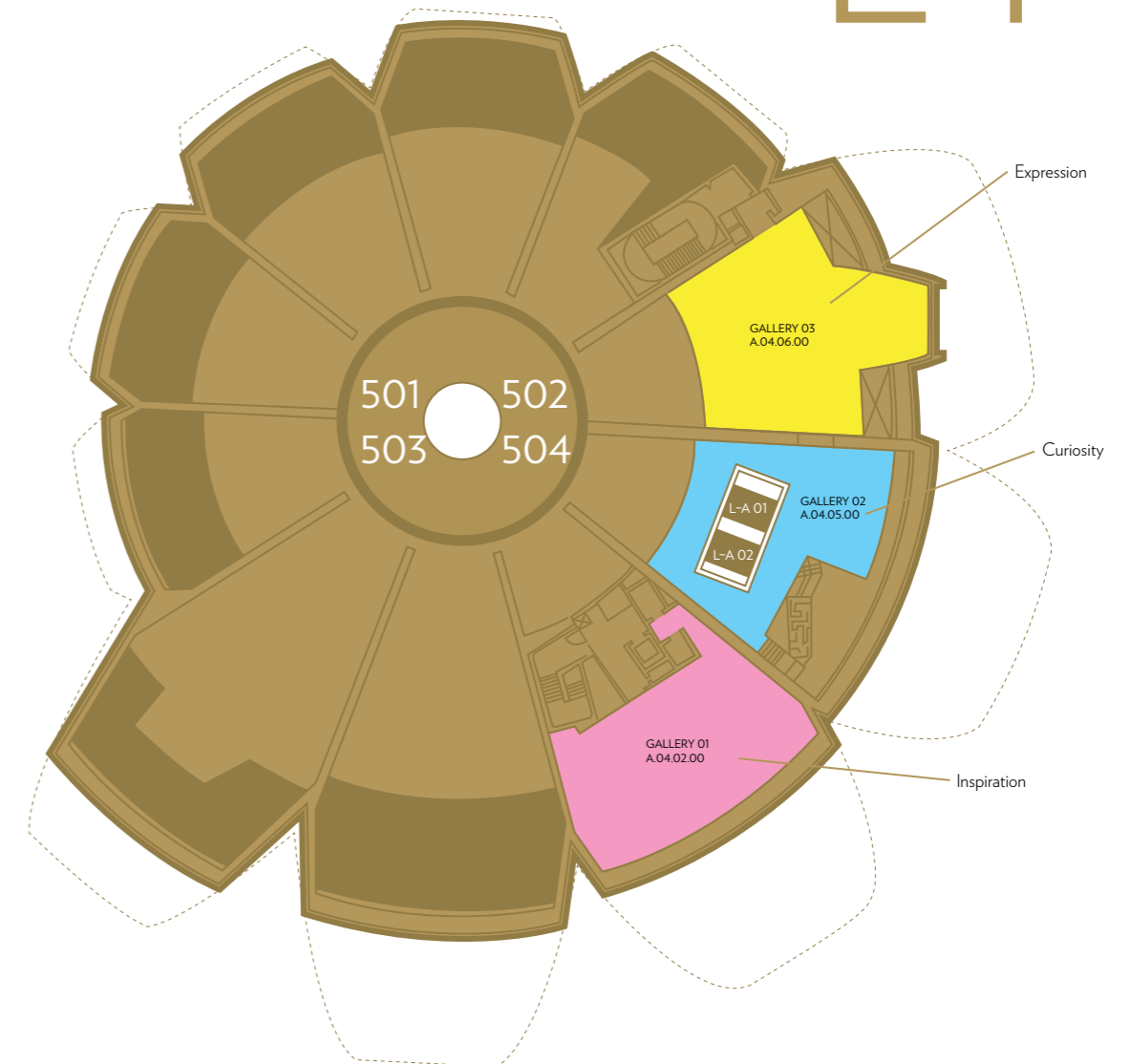




## ArtScience Museum – Unique Venue

The lotus-shaped ArtScience Museum at Marina Bay Sands is the premier museum destination in Singapore for major international traveling exhibitions from the most renowned collections in the world. With almost 50,000 square metres of gallery space, the Museum features a permanent exhibition in the field of ArtScience, as well as visiting marquee exhibitions that exemplify Art and Science.

### UPPER GALLERIES



VENUES	AREA	MAX NO. OF GUESTS (STANDING COCKTAIL ONLY)
Whole Museum	6800 sqm	1200
Level 4	600 sqm	300
Level 1	1000 sqm	400
Basement 2 (Including Gallery Space)	4000 sqm	500
Conference Room	100 sqm	60


To convert area to square feet, multiply 10.76 to the area in square metres  
 Square Metres to Square Feet Conversion: 1 m<sup>2</sup> = 10.7639 ft<sup>2</sup>

Room dimensions do not include space at the entrance or set-in area of the closet. Room capacity information is based on maximum space available. Allowance must be made for elaborate audio-visual equipment and production setup.



# Sands SkyPark – Unique Venue

Perched 200 metres in the air, Sands SkyPark® crowns the hotel towers of Marina Bay Sands. A tropical oasis of lush gardens, superb restaurants and featuring the world's largest and highest outdoor infinity pool, Sands SkyPark provides an unrivalled 360-degree view of the city and Marina Bay. At night, it is the perfect setting for an indulgent meal, or a relaxing drink under the stars.



To convert area to square feet, multiply 10.76 to the area in square metres  
 Square Metres to Square Feet Conversion: 1 m<sup>2</sup> = 10.7639 ft<sup>2</sup>

Room dimensions do not include space at the entrance or set-in area of the closet. Room capacity information is based on maximum space available. Allowance must be made for elaborate audio-visual equipment and production setup.

Legend | Escalator | Freight Elevator | Guest Elevator | Service Elevator | Stairs | Restroom

## SOUTH GARDEN

Total Floor Area: 448 sq.m.  
 Capacity: 200 (Standing cocktail only)

## NORTH GARDEN

Total Floor Area: 544 sq.m.  
 Capacity: 250 (Standing cocktail only)

## OBSERVATION DECK

Total Floor Area: 865 sq.m.  
 Capacity: 500 (Standing cocktail only)





Marina Bay Sands Pte Ltd  
Sales Department

10 Bayfront Avenue  
Singapore 018956  
Tel: +65 6688 8815  
Fax: +65 6688 3014  
Sales@MarinaBaySands.com  
www.MarinaBaySands.com

For Weddings and Dinner and Dances, please contact:  
Tel: +65 6688 3133  
Celebrations@MarinaBaySands.com

Marina Bay Sands is proud to be the first MICE venue in Southeast Asia to attain the American Society for Testing and Materials (ASTM) Venue certification and ISO 20121 certification. With these accolades, we aspire to lead by example and further cement our position as Asia's leading MICE provider.



SEMS 607590

ISO 20121 marks a new milestone for us in the area of sustainability and is a testament to our long-term commitment to environmental protection and sustainable events planning.



The certification from the Green Meeting Industry (GMIC) under the new international sustainability standard in the MICE industry recognises our extensive and on-going commitment towards sustainable practices in our daily operations.

  
MARINA BAY *Sands*<sup>®</sup>  
SINGAPORE