


Considering your initial reaction to the artwork, has your point of view shifted? If so, how has it changed?
What made you change your mind?



Think of three questions you would like to ask the artist.



What you are learning:

These activities have given you practice in critical and creative thinking; this means being able to express your opinions, feelings and thoughts, as well as being able to talk or write about your ideas, experiences and arguments with confidence. In many essays you also need to be able to compare and contrast and be able to support any opinion you give.

Using an abstract photograph or artwork will help you answer inference questions. They can also help you generate abstract ideas for expository texts for speaking and writing.

Focusing on details in the photograph can help you come up with the descriptive language you may need to demonstrate in your exams.

Materials developed by Laraine Bamrah and Martin Yakabuski, Teacher Training and Development, British Council, Singapore, in partnership with ArtScience Museum.



For further information about the British Council Creative Education Programme:
www.britishcouncil.sg/creative-education



CREATIVE EDUCATION PROGRAMME 2015

DISCOVERY WORKSHEET




Concrete Euphoria ,
Housing Development Board Flat,
Singapore 2008 by Mintio

Before finding the artwork in the exhibition, look carefully at the image above and consider these questions on your own:


What is your first impression of this artwork?
What does this artwork bring to mind?

How do you think this artwork was created by the artist?



Now find the artwork in the exhibition and study the image.
Try looking at the image from a distance before viewing it closely.

How does the image change, depending on the distance you stand from the artwork?




How important do you think it is to know the title of a work of art?



This work is from a series entitled Concrete Euphoria. 'Euphoria' means a feeling of intense excitement and happiness. Are you surprised about this title? Why or why not?




Examine the work closely. Describe what you see and sketch any patterns or shapes that stand out.




What message or meaning do you think the work conveys?



Now that you have been able to study the work more closely, think again about how it has been created. What processes do you think the artist has used to create the finished image that we see?



Take time to discuss and share your perspectives with the person you are with.



Explore other works by this artist in the exhibition.
Focus on the use of shape, colour, space and subject (key elements of visual art).

Title:
How are they similar?

Title:
How are they different?

Which of the three artworks by this artist do you prefer – and why?